

Outside	Inside	Series/Function	Type	ANSI No.	Function Description
		CL3310	Passage or Closet	F75	<ul style="list-style-type: none"> Latchbolt by lever either side. Both levers always free.
		CL3320	Privacy, Bedroom or Bathroom	F76A	<ul style="list-style-type: none"> Throw-off latchbolt by lever. Outside lever locked by push button. (Lever handle is freewheeling in locked position.) Outside lever unlocked by emergency release tool outside, by rotating inside lever or by closing door. Inside lever always free.
		CL3320H	Hospital Privacy	—	<ul style="list-style-type: none"> Outside lever locked by inside push button. (Lever handle is freewheeling in locked position.) Outside lever unlocked by simultaneously depressing outside pushbutton while rotating lever. Rotating inside lever or closing door also unlocks outside lever. Outside lever handle is freewheeling when locked.
		CL3320TO	Time Out Lock	—	<ul style="list-style-type: none"> Latchbolt by lever either side (passage) unless push button depressed and held by caretaker (detention side becomes freewheeling). Lock returns to passage mode upon release of push button. Push button automatically releases when caretaker releases push button. Both levers always free.
		CL3329	Hotel or Motel	F93	<ul style="list-style-type: none"> Throw-off latchbolt by lever inside or by key outside. Push button shuts out all keys except emergency key, and projects occupancy indicator in face of cylinder. (Lever handle is freewheeling in locked position.) Push button released by turning inside lever or by closing door.* Outside lever always locked. Inside lever always free. Not available with other manufacturers keyways
		CL3332	Institutional or Utility	F87	<ul style="list-style-type: none"> Deadlocking latchbolt by key either side. (Lever handles are freewheeling in locked position.) Should be used only in office or room with multiple entries.
		CL3340	Patio or Privacy	F77	<ul style="list-style-type: none"> Throw-off latchbolt by lever. Outside lever locked by push button. (Lever handle is freewheeling in locked position.) Inside lever always free. Should not be used in rooms that have no other entrance.
		CL3340NT	Exit Latch	F89	<ul style="list-style-type: none"> Deadlocking latchbolt by lever inside. Outside lever always locked. (Lever handle is freewheeling in locked position.) Inside lever always free.



Indicates optional interchangeable core available; see Quick Codes, page 16.



Indicates freewheeling lever in locked position.

*Unless push button has been fixed in locked position by spanner key (furnished). When push button is fixed by spanner key, lock is operable only by emergency key or by display key.

Functions

CL3300

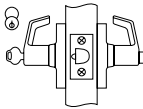
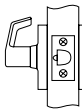
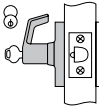
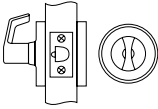
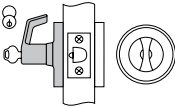
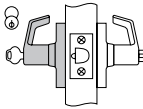

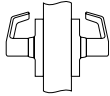
Outside	Inside	Series/Function	Type	ANSI No.	Function Description
		CL3351	Entrance or Office	F109	<ul style="list-style-type: none"> Deadlocking latchbolt by lever either side, except when turn button locks outside lever. Pushing turn button in locks outside lever, requiring use of key outside to unlock. (Lever handle is freewheeling in locked position.) Turning inside lever unlocks outside lever. Pushing in and turning button locks outside lever, requiring key at all times. Turning inside lever does not unlock outside lever until button is manually turned to unlocked position. Inside lever always free.
		CL3352	Classroom Intruder	F110	<ul style="list-style-type: none"> Deadlocking latchbolt by inside lever or outside lever except when key inside or outside locks outside lever. (Lever handle is freewheeling in the locked position.) Outside lever is locked and unlocked by turning the key in the inside or outside lever. Inside lever always free.
		CL3355	Classroom	F84	<ul style="list-style-type: none"> Deadlocking latchbolt by lever either side, except when key outside locks outside lever. (Lever handle is freewheeling in locked position.) Outside lever unlocked by key outside. Inside lever always free.
		CL3357	Storeroom or Closet	F86	<ul style="list-style-type: none"> Deadlocking latchbolt by key in outside lever or by rotating inside lever. (Lever handle is freewheeling in locked position.) Inside lever always free.
		CL3359	Barrier Free Storeroom or Public Restroom	—	<ul style="list-style-type: none"> Deadlocking latchbolt by inside lever. Key outside unlocks outside lever to retract latchbolt. Key is retained in unlock mode. When key is removed outside lever is locked. (Lever handle is freewheeling in locked position.) Inside lever always free.
		CL3361	Entry or Office	F82A	<ul style="list-style-type: none"> Deadlocking latchbolt by lever either side, except when push button locks outside lever. Push button released by turning inside lever or by key in outside lever. (Lever handle is freewheeling in locked position.) Closing door does not release push button. Inside lever always free.
		CL3362	Communicating	F80	<ul style="list-style-type: none"> Deadlocking latchbolt by lever either side, except when key in either lever locks and unlocks the lever independently of the other. (Lever handle is freewheeling in locked position.) Keyed alike unless otherwise specified. Should be used only in office or room with multiple entries.
		CL3372	Apartment, Exit or Public Toilet	F88	<ul style="list-style-type: none"> Deadlocking latchbolt by lever either side, except when key inside locks outside lever. (Lever handle is freewheeling in locked position.) Key outside retracts latchbolt. Key inside unlocks outside lever. Inside lever always free. Keyed alike unless otherwise specified.



Indicates optional interchangeable core available; see Quick Codes, page 16.



Indicates freewheeling lever in locked position.

Outside	Inside	Series/Function	Type	ANSI No.	Function Description
		CL3375	Corridor/ Dormitory Lock	F90	<ul style="list-style-type: none"> • Throw-off latchbolt by lever either side except when pushbutton or key locks outside lever. • Pushbutton released by turning inside lever or by closing door. • Depressed pushbutton indicates door is locked. • When outside lever is locked by key, it can only be unlocked by key. • Inside lever always free. • Outside lever rigid when locked.
		CL3380	Passage Lever x Blank Plate	F111	<ul style="list-style-type: none"> • Latchbolt by lever. • Lever on one side; blank plate on other side. • Lever always free. • For single or double communicating doors.
		CL3381	Keyed Lever x Blank Plate	F113	<ul style="list-style-type: none"> • Deadlocking latchbolt by lever, except when lever is locked by key. (Lever handle is freewheeling in locked position.) • Lever on one side; blank plate on other side. • Key unlocks lever
		CL3390	Passage Lever x Turnpiece	—	<ul style="list-style-type: none"> • Latchbolt by lever or by turnpiece. • Lever on one side; turnpiece on other side. • Lever and turnpiece always free.
		CL3391	Keyed Lever x Turnpiece	—	<ul style="list-style-type: none"> • Deadlocking latchbolt by lever or turnpiece, except when lever is locked by key. • When lever is locked, latchbolt is operated by key in lever or by turnpiece. (Lever handle is freewheeling in locked position.) • Lever on outside; turnpiece on inside. • Turnpiece always free.
		CL3393	Service Station	F92	<ul style="list-style-type: none"> • Throw-off latchbolt by lever. • Outside lever locked by slotted push button. (Lever handle is freewheeling in locked position.) • When slotted push button is pushed in and turned, outside lever becomes freewheeling and deadlocking latch is activated. Outside lever is unlocked by using key or by rotating inside lever, when slotted push button returned to original position. • Inside lever always free.
		CL3350	Half Dummy Trim	—	<ul style="list-style-type: none"> • Lever acts as pull only; no operation. • Lever is rigid.
		CL3370	Full Dummy Trim	—	<ul style="list-style-type: none"> • Levers act as pulls only; no operation. • Levers are rigid.



Indicates optional interchangeable core available; see Quick Codes, page 16.



Indicates freewheeling lever in locked position.