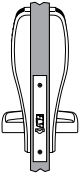
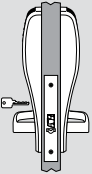

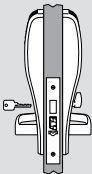
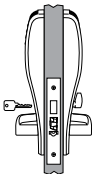


Functions

ML20800 AC2 Mortise Lock

Outside	Inside	Series/Function	Type	Function Description
		ML20833 Without Cylinder or Deadbolt	Entry	<ul style="list-style-type: none"> • Deadlocking latch • Latch retracted by inside lever at all times • Outside lever rigid except when in "passage" mode or valid user code entered
		ML20834 With Cylinder Without Deadbolt	Entry	<ul style="list-style-type: none"> • Deadlocking latch • Latch retracted by inside lever at all times • Outside lever rigid except when in "passage" mode or valid user code entered • Key outside retracts latch • No deadbolt function
		ML20835 Without Cylinder With Deadbolt	Entry	<ul style="list-style-type: none"> • Deadlocking latch • Latch and deadbolt retracted by inside lever at all times • Outside lever rigid except when in "passage" mode or valid user code entered • When deadbolt thrown, outside lever operable only with emergency code or master code
		ML20836 With Cylinder and Deadbolt	Entry	<ul style="list-style-type: none"> • Deadlocking latch • Latch and deadbolt retracted by inside lever and deadbolt at all times • Outside lever rigid except when in "passage" mode or valid user code entered • Key outside projects or retracts deadbolt and retracts latch • When deadbolt projected, outside lever operable only with emergency code, master code, or key (key retracts deadbolt and latch)
		ML20837 With Deadbolt and Inside	Dormitory Entry	<ul style="list-style-type: none"> • Deadlocking latch • Dorm room application for students using proximity cards • Prevents students from locking themselves out of dorm rooms • Controller to be configured at factory for dorm room application • Available with M802 and M803 Quick Codes • Latch and deadbolt retracted by inside lever, placing lock in passage mode; must present valid user code to secure door upon exit

Features & Functions

CL33800 AC2 Cylindrical Lock



Certification/Compliance

ANSI/BHMA

Meets A156.2 Grade 1 requirements.

Federal

Meets FF-H-106C.

California State Reference Code

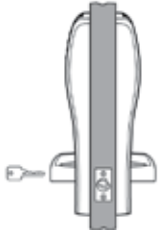
(Formerly Title 19, California State Fire Marshal Standard) All levers with returns comply; levers return to within 1/2" (13mm) of door face.

C-UL US

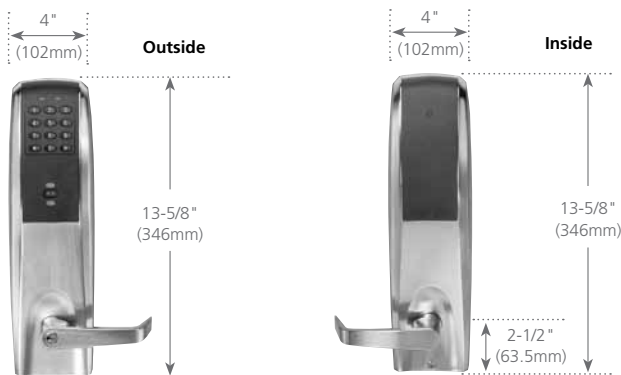
All locks with 1/2" (13mm) throw latchbolt listed for A label and lesser class 4' x 10' single doors. All locks with 3/4" (19mm) throw latchbolt listed for A label and lesser class 8' x 10' pairs of doors. Letter F and UL symbol on latch front indicate listing.

Credential Quick Codes

Description	Specify
Credential for 100 User	
Keypad Only	M800
Credentials for 2000 User	
Keypad Only	M801
Prox Only	M802
Keypad/Prox	M803
Keypad/RF	M804
Prox/RF	M805
Keypad/Prox/RF	M806

Outside	Inside	Series/Function	Type	Function Description
		CL33834 With Cylinder	Entry	<ul style="list-style-type: none"> Latch retracted by inside lever at all times. Key outside retracts latch. Outside lever locked (freewheeling) except when in "passage" mode or valid user code entered.

Escutcheons



- Zinc die cast
- Lowest projection 11/16" (17mm) less lever
- Highest projection 1-5/8" (41mm)
- Tactile keypad
- Operating temperature -40°F (-40°C) to 135°F (57°C)
- LEDs indicate valid/invalid entries
- Keys/buttons with double shot mold construction prevents wear
- Freewheeling outside lever when locked

Functions



ED5000 x 9800/9M800 AC2 Exit Device

Outside	Inside	Series/Function	Type	Function Description
		ED5200(A) & ED5200S(A) *9833 Without Cylinder	Entry	<ul style="list-style-type: none"> • Latch retracted by inside push pad at all times • Outside lever locked (freewheeling) except when in passage mode or valid user code entered
		ED5200(A) & ED5200S(A) *9834 With Cylinder	Entry	<ul style="list-style-type: none"> • Latch retracted by inside push pad at all times • Outside lever locked (freewheeling) except when in passage mode or valid user code entered • Outside cylinder override allows lever to retract latch
		ED5633(A)L *9M833 Without Cylinder	Entry	<ul style="list-style-type: none"> • Latch retracted by inside push pad at all times • Outside lever rigid except when in passage mode or valid user code entered
		ED5634(A)L *9M834 With Cylinder	Entry	<ul style="list-style-type: none"> • Latch retracted by inside push pad at all times • Outside lever rigid except when in passage mode or valid user code entered • Outside cylinder override retracts latch

*Lever Design (prefix)

Note: 9M833 and 9M834 cannot be retrofitted to an existing ED5600 Series mortise device. When ordered as "Trim Only", 9M833 and 9M834 will be furnished with the appropriate mortise lock. If a "Trim Only" order is intended for retrofitting an exit device with a M91 Bolt Monitor or M93 Trim Monitor function, that function must be specified with the trim order to ensure the correct lock is furnished.